

Mini Song Lesson

"Alive"

Pearl Jam (David Krusen)

Tempo: ♩ = 75 Bpm

Intro Fill & Groove (Occurs @ 0:12)

Note: Hi-Hat is played loose throughout and the 3rd bar is also the main Verse groove...

1+2 + 3 e + 4 e + a 1 + a 2 + 3 e + 4 + a 1 + a 2 + 3 e + a 4 + a

LRRLRL

RL

RLRL

Pre-Chorus Fill 1 (Occurs @ 0:54)

1 e + a 2 e + 3 e + a 4 + a 1 e + a 2 e + 3 e + a 4 e + a

RLRL

r/LL RL

Chorus Groove (Occurs @ 1:04)


1 + a 2 + a 3 + a 4 e + a

"Alive"

Pearl Jam (David Krusen)

Outro Groove 1 (Occurs @ 4:30)


1 + a 2 + a 3 + a 4 + a



Musical notation for Outro Groove 1, showing four measures of a groove. Each measure is marked with a number (1-4) and a vocal cue ('+ a'). The notation consists of a bass line with quarter notes and a drum line with eighth notes and rests.

Outro Groove 2 (Occurs @ 4:41)


1 e + a 2 e + a 3 e + a 4 e + a



Musical notation for Outro Groove 2, showing four measures of a groove. Each measure is marked with a number (1-4) and a vocal cue ('e + a'). The notation consists of a bass line with quarter notes and a drum line with eighth notes and rests.

Outro Groove 3 (Occurs @ 5:00)

1 e + a 2 e + a 3 e + a 4 e + a



Musical notation for Outro Groove 3, showing four measures of a groove. Each measure is marked with a number (1-4) and a vocal cue ('e + a'). The notation consists of a bass line with quarter notes and a drum line with eighth notes and rests.