

# "Fills & Chops" DVD - Practice Notes

## "Best" of DVD & Practice Ideas

### Inverted Paradiddle (Accents)

Solo and improvise with these four accent patterns...

R L L R L R R L    R L L R L R R L    R L L R L R R L    R L L R L R R L

### 7 Stroke Roll into Beat 1 - (Keith Carlock)

Best played from beat 4 of the bar but can be used anywhere...

R            L            L            R            R            L            L

### Paradiddle-diddle 32nd Note Roll with Accents - (Keith Carlock Signature Lick)

Keith likes to accent the 'e' of the beat on the toms but they can also be played elsewhere...

Pick up notes

Accenting the 'e'

Extend the Roll by adding two doubles each time...

L L            R L R R L L            R L R R L L            R L R R L L R R L L

### Hand & Foot Singles - (Aaron Spears)

Solo, improvise and vary sticking...

Applied example...

R    R    R    R  
L    L    L    L  
R    L    R    L

### Gadd Style Ratamacue Variations - (Pat Petrillo)

Solo and improvise with these four. Use the three note conjunction as a cool way to turn the pattern around...

Variation 1            Variation 2            Variation 3            Variation 4            Conjunction




R L R L L    R L L R L    R L R L L    R L L R L    R L L

An Applied Example - Note that the first 6 notes are a popular way Steve Gadd likes to start this type of lick ("Aja" style)...

R L L R L R    R L R L L R L R    R L R L L R L    R L




### Steve Smith Flams - (Steve Smith)

Solo and improvise whilst moving over the toms. Notice how the hands alternate as you swith between 3's and 4's...

Doesn't alternate...	Alternates...	Doesn't alternate...
		
LR    R    L rL    L    R	LR    R    L    R rL    L    R    L	LR    R    L    L rL    L    R    R


### Tony Williams Lick - (Steve Smith)





This lick is very hard to notate accurately. It's somewhere between the first two variations below...





Basic Sticking...	...felt like "Blushda"...	...played as a 3 over 4 pattern
		
LR   R   R   L	LR   R   R   L	LR   R   R   L   LR   R   R   L   LR   R   R   L   LR   R   R   L





### Left Hand Flam Triplets - (Gavin Harrison)

There are 4 types of Left Hand Flam Triplet and each has three variations. Solo and improvise with each...

"Basic Pattern"	Orchestrate Left Hand	Replace with Bass Drum	Double up Bass Drum
			
rL    R    L	rL    R    L	rL    R	rL    R

"Ying Yang"	Orchestrate Left Hand	Replace with Bass Drum	Double up Bass Drum
			
R/L   R   L	R/L   R   L	R/L   R	R/L   R

"Blushda"	Orchestrate Left Hand	Replace with Bass Drum	Double up Bass Drum
			
rL    R   R   L	rL    R   R   L	rL    R   R	rL    R   R

"Herta"	Orchestrate Left Hand	Replace with Bass Drum	Double up Bass Drum
			
R   L   R   L	R   L   R   L	R   L   R	R   L   R

### "Blushda" Variation - (Gavin Harrison)

Gavin likes to use this variation with the "Blushda". Also try it with the four variations above to create even MORE variations...

### "Blushda" on Double Bass Drum - (Gavin Harrison)

The Bass Drum forms a 3 over 4 pattern as it moves against the beats of the bar...

### The "Gavin Harrison" Rudiment - (Gavin Harrison Signature Lick)

Gavin uses these two variations a lot...